

Hunger For Success™

Annual Report 2016

Hunger For Success™

... we are feeding ambition,
hope, and change for those
we serve.™

... for FREE!



HUNGERFORSUCCESS®

From our founder...



Dear Supporters and Future Supporters,

We are celebrating our second year of supporting low-income residents in the Pacific Northwest and we are learning a lot. We have spent over 500 hours volunteering with food banks, high schools, and community organizations to recruit and help people in need.

In 2016, we contracted with the State of Oregon's DHS Vocational Rehab department and started helping people with mild barriers to employment. Using our established program of professional development, we're making progress in helping them attain a professional career with a family wage.

In 2017, our focus will be creating a cohort of 25 participants to show to larger funders that our program is worth expanding. In addition, we will have a focus on recruiting high school age students to help them with high school graduation and college entrance.

According to the most recent research, there are 52,000 unfilled jobs in Oregon and 25,000 unfilled jobs in Washington. In addition, the unemployment rate for 16-24 years old is two to four times that of the total unemployment in the State. This provides our organization a great opportunity to help more people in need and show that our innovative program works for a variety of people working and living in poverty.

If you know of anyone or any organization, including teen foster care organizations, that would like to engage with our program please write me at Brad@helpH4S.org.

At your service,

A handwritten signature in black ink that reads "Brad".

Brad Lebowsky
Founder



HUNGERFORSUCCESS®

@helpH4S





Our Mission

-Through community partnerships, donors, and the effort of staff and volunteers, to promote access to a college education, professional development, and job placement assistance for members of the community with low-income, and nourishing minds out of poverty.™

Who do we help?

We assist those who are living at or below the Federal Poverty Line (FPL) in the Pacific Northwest (Oregon and Washington). We start helping at age 15 (High School). We also help adults who are unemployed or under-employed.

What we're learning...

We have spent a considerable amount of time speaking to community stakeholders, people living in poverty, and local high schools. The number one objective we hear is people can't believe we're offering so much for free. While we would never consider charging people in need, our volunteer group must continue to market and develop a call to action that attracts more people to our program.



What makes us different:

- Evidence based approach that has been tested and proven for over 25 years.
- Focused on helping people find and keep family wage, full time jobs.
- The only nonprofit organization implementing Professional Development training to ensure long lasting employment.
- No other organization follows you through your entire development journey, from High School to College to profession and beyond.
- Hunger For Success™ was started by professional managers with over 50 years (combined) of training and development success.

Our Program...



Our Approach

Resume Building: We help you to customize your resume to bring out your unique talents. Using a personal mission statement and accomplishment statements, we will separate you from the rest and increase your chances of getting an interview.

College Navigation: We provide you with a step-by-step College entrance guide, scholarship lists, and a list of colleges to help you navigate the entrance process.



Our Approach

Professional Development: Our training includes Strength Based Management, listening skills, and generational strategies. We use books from Marcus Buckingham, Charles Green, and Haydn Shaw.

Job Placement: We help our participants find and keep full time, family wage jobs. We stay with you at least six months into your job for mentoring. We use a personalized development plan and conflict resolution to help you succeed.

Our participants have access to one on one mentoring, 24/7 available online training, books, videos, and assessments to guide them through our program.

All of our training and books are **FREE** to all participants

Community Impact...

Total Outreach: **46** people in need

Total Participants in Training: **9**

Total Social Media Impressions: **7,517**

Who are we meeting?

- Single Mothers
- Small barriers to employment
- Criminal background (felon)
- Laid off professionals

What are they saying?

- I am grateful for Hunger for Success, which extends its services free of charge and appears to offer a promising product --- a comprehensive training process to help people learn to market themselves in a rapidly changing and highly competitive marketplace. Although I just started the process, I believe it will yield results, which is why I intend to continue with it.
- Hunger for Success' program outline coupled with Brad's consistent genuine care and desire to help people where they are empowers them to obtain the skills and confidence moving out of the cycle of poverty take. Hunger for Success is invaluable for our community and the people we walk along side in ministry. Having tangible next steps and honest feedback and caring stewardship as participants move forward will continue to change the lives and families engaged with Hunger for Success.



Why our mission is important:




HUNGER FOR SUCCESS

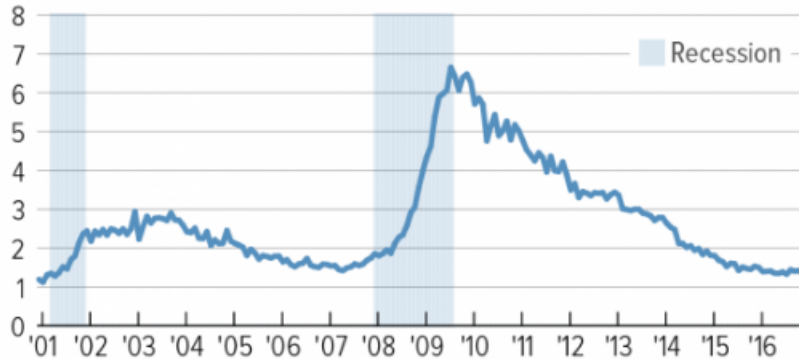
Don't do it alone!

- ✓ Your RESUME
- ✓ COLLEGE Entrance
- ✓ FAMILY WAGE Job Placement
- ✓ On the job MENTORING
- ✓ GIVING Back

   @helpH4S

www.helpH4S.org

Unemployed Workers Per Job Opening



Sources: CBPP calculations from Bureau of Labor Statistics data and National Bureau of Economic Research.

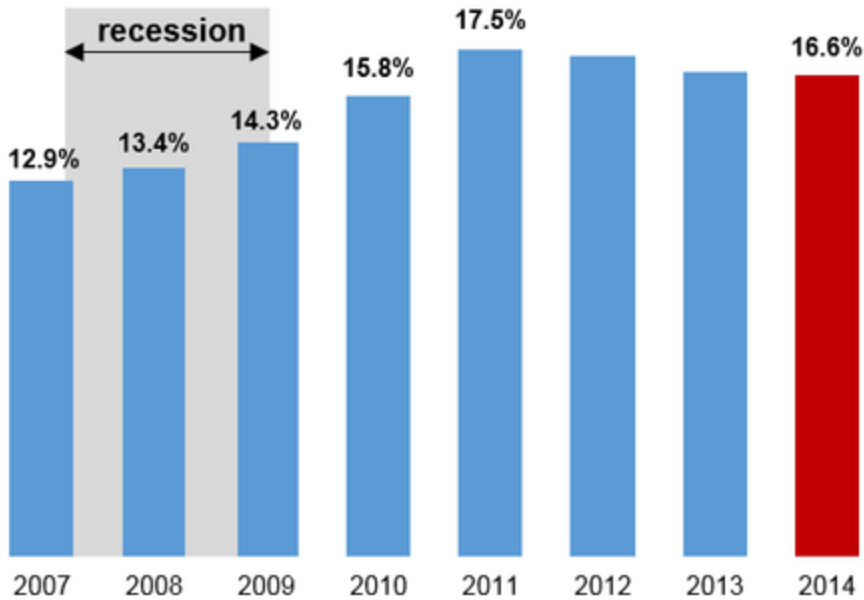
CENTER ON BUDGET AND POLICY PRIORITIES | CBPP.ORG

At one point at the beginning of the recovery there were 7 people looking for work for every job opening. That ratio has declined substantially but probably has room to fall further in an improving labor market (it was close to 1 to 1 just before the 2001 recession). In November 2016, 7.4 million workers were unemployed, compared with 5.5 million job openings (a ratio of 13 job seekers for every 10 job openings). If labor markets continue to tighten, employers are likely to fill open positions more quickly, further reducing the number of job seekers relative to the number of job openings.

Why our mission is important:

Poverty now higher than during Great Recession

(Share of Oregonians living in poverty by year)



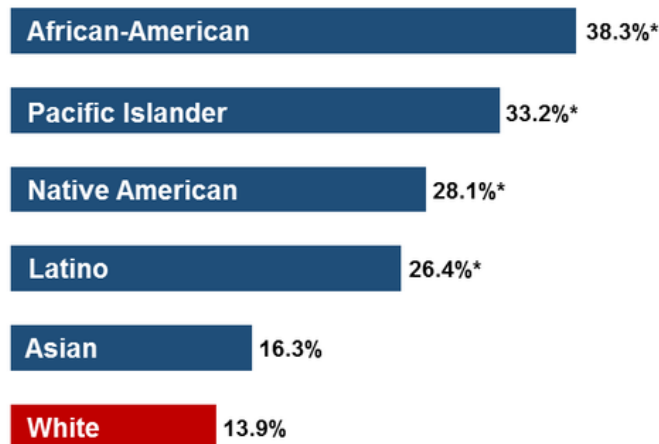
Oregon's 2014 poverty rate is not statistically different from its 2012 or 2013 rates. The 2014 Oregon poverty rate is statistically different from all other years where the rate is shown. Gray bars indicate years of recession.

Source: OCPP analysis of American Community Survey data.

Oregon Center for Public Policy | www.ocpp.org

Oregonians of color more likely to live in poverty

(2014 share of Oregonians living in poverty by race or ethnicity)



* indicates rate is statistically different from the non-Hispanic white rate.
Source: OCPP analysis of American Community Survey.

Oregon Center for Public Policy | www.ocpp.org



@helpH4S



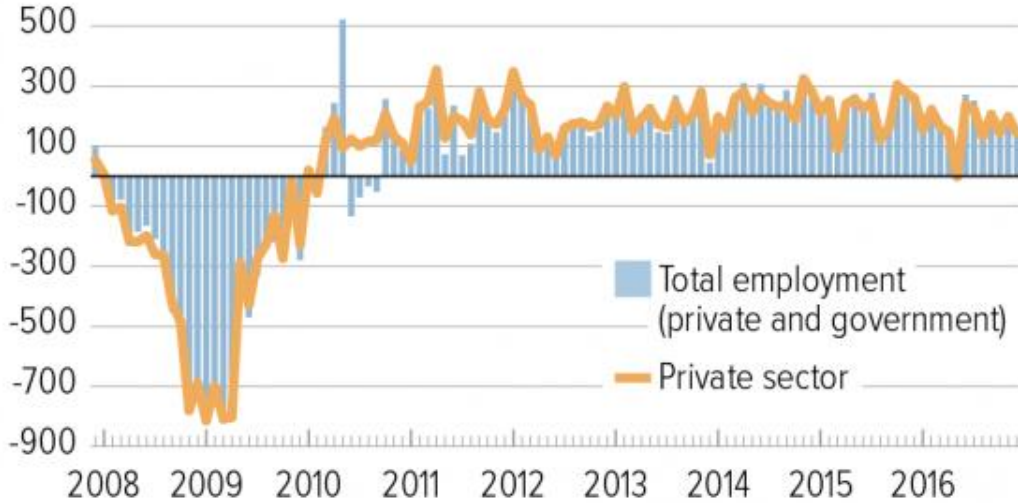
Page 7

Why our mission is important:

Rank ↕	State ↕	Poverty Rate (by Household Income) ↕	People in Poverty by Household Income (in thousands) ↕	2014 Poverty Rates (includes unrelated children) ↕	Supplemental Poverty Measure (2010-2014 average) (Geographically Adjusted) ↕
-	United States	14.8%	45,950		16.0% ^{[1][2]}
19	Washington	13.2%	913	11.9%	12.2%
20	Kansas	13.5%	381	13.9%	11.5%
34	Oregon	16.4%	637	7.11%	10.3%
35	California	16.4%	6,253	15.5%	23.8%

Monthly Change in Nonfarm Employment

In thousands (seasonally adjusted)



Source: Bureau of Labor Statistics.

CENTER ON BUDGET AND POLICY PRIORITIES | CBPP.ORG

2017 Strategic Plan...

Hunger for Success™ will implement the following strategic plan in 2017 to improve on the following:

BUILDING A COHORT:

Hunger for Success™ will increase their recruiting with high schools and colleges to assist people in need establish a clear pathway to high school graduation, college entrance, and finding a family wage career they can keep for a long period of time. This will be done with setting up more meetings with local high schools and engaging with colleges and providing academic internships.

INCREASING FUNDING:

Hunger for Success™ will continue to promote our organization on social media to build our individual donor base. We will continue to work with DHS to obtain more clients. In addition, we will try to work with local banks who's philanthropic focus is workforce development.

OBTAIN MORE FEEDBACK:

Hunger for Success™ will sit down with community stakeholders and obtain more feedback so we can overcome objections in working with us and staying with the program through completion. While we continue to recruit people in need, most of them do not complete the program due to a variety of circumstances.



Financial Performance

Summary of Cash Activity

Hunger For Success January 1, 2016-December 31, 2016

Financial Statements in U.S. Dollars

Revenue

Individual Donations	\$1,911
Corporate Donations	500
Fee Based (Direct) Revenue	<u>2,370</u>
Total Revenue	\$4,781

Expenses

Bank Charges	\$ 120
Constant Contacts	239
Fundraising Expenses: GiveMore 24/Facebook	153
Intranet/Online Training	1,386
Licenses and Fees	70
Training: DHS	200
Books for Participants	188
StrengthFinder Licenses	75
Office Supplies	168
Postage	26
Registered Agent	95
Printing	209
General Supplies	208
Telephone: Business Line	607
Telephone: Equipment	<u>464</u>
Total Expenses	\$4,208
Increase in net assets	\$ 573

Cost Per Participant (9) people currently training \$468 per participant for 1 year of training. Last year it was \$574.



Financial Performance

Balance Sheet

Hunger For Success December 31, 2016

Financial Statements in U.S. Dollars

Current Assets

Cash: Bank Balance	\$ 931
Accounts receivable	0
Pre-paid expenses	0

Total \$ 931

Fixed Assets 0

Total Assets \$ 931

Current Liabilities

Accounts payable	0
Accrued wages	0
Accrued compensation	0
Income taxes payable	0
Unearned revenue	0
Other	0
Total	0

Long-term Liabilities 0

Total Liabilities 0

Total Net Assets \$ 931



2017 Proposed Budget

Hunger For Success

January 1, 2017-December 31, 2017

Revenue

General Donations	\$2,500
Grants/Foundations	1,500
DHS Oregon	<u>5,000</u>
Net Revenue	\$9,000

Expenses

Bank Charges	\$ 120
Books for participants	1,000
Constant Contact	264
Fundraising Expenses	250
Insurance	2,000
Intranet/Online Training	2,500
StrengthsFinder Licensing	150
Licenses and Fees	150
Office Supplies	250
Postage	100
Printing	500
Salesforce	100
General Supplies	100
Telephone: Business Line	672
Telephone: Equipment	<u>468</u>
Total Expenses	\$8,624

Net Operating Income \$ 376

Cost Per Participant: (25) people currently training, \$345 per participant for 1 year of training.



Engagement...

DONATE:

To support **Hunger for Success™** visit our website at:

www.helpH4S.org

VOLUNTEER:

To volunteer for **Hunger for Success™** apply through our indeed ad here:

<http://tinyurl.com/VolunteerH4S>

Connect with us



www.helpH4S.org



www.Facebook.com/helpH4S



www.Twitter.com/helpH4S



www.Instagramcom/helpH4S



info@helpH4S.org



360-HELPH4S (435-7447)

